



# Blessed Trinity Catholic School

New Family Orientation  
August 2023

# A Parent's Prayer

Loving God,  
You are the giver of all we possess,  
the source of all of our blessings.  
We thank and praise you.  
Thank you for the gift of our children.

Help us to set boundaries for them,  
and yet encourage them to explore.  
Give us the strength and courage to treat  
each day as a fresh start.

May our children come to know you, the one true God,  
and Jesus Christ, whom you have sent.  
May your Holy Spirit help them to grow  
in faith, hope, and love,  
so they may know peace, truth, and goodness.  
May their ears hear your voice.  
May their eyes see your presence in all things.  
May their lips proclaim your word.  
May their hearts be your dwelling place.  
May their hands do works of charity.  
May their feet walk in the way of Jesus Christ,  
your Son and our Lord.  
Amen.



## Vision and Mission

# Blessed Trinity Catholic School

## VISION:

*Blessed Trinity Catholic School is a faith community that creates the foundation for present and future generations to grow God's Kingdom.*

## MISSION:

*The Mission of Blessed Trinity Catholic School is to inspire a lifelong pursuit of learning and living the Catholic faith.*

## CORE VALUES:

*Faith                      Character                      Academics*  
*Leadership                      Stewardship*

# Student Expectations

- Spiritual Growth:
  - All students attend weekly school Mass. Each class has at least one class Mass that they prepare for. They lead the Mass on Wednesday and the following Sunday.
  - All students attend other religious services: Living Rosary, Stations of the Cross, Reconciliation Services, etc.
  - Begin and end each day with prayer together.
- Academic Excellence
  - All students have a personal goal for Reading and Math – it is their Wildly Important Goal (WIG).
  - Students track and monitor progress toward their goal and celebrate the success of their class and their own personal success.


# Student Expectations (continued)

- Uniforms:
  - All students are to wear uniforms each day, unless it is a dress out day.
  - Dress out days occur once or twice a month and are usually tied to a charity or relief effort.
  - Students can earn dress out days through Box Tops or Coke Rewards. Information on that is in the Friday Flyer.
  - Risse Brothers is our uniform supplier and there will be information sent in welcome packet
- Attendance:
  - If you are ill, please stay home. If you are absent, you can email our attendance office at: [attendance@btschool.org](mailto:attendance@btschool.org).
  - Students will be able to access missing work via the LMS.
- Homework
  - All students K-2 should receive homework on Friday and it is due the following Friday. The exception is Math.
  - All students are expected to read 20 minutes a night and fill out their reading log.
  - Math: All students will complete their Diagnostic and 3 skills/week with an 80% or better a week on IXL.
  - Reading: they will need to complete Smarty Ants (K-2) and articles to read on Achieve 3000 (3<sup>rd</sup> – 8<sup>th</sup> Grade)

# Terms/Programs You Need To Know:

- Clever: This is our one stop shop for all of the programs our students use. It is one dashboard where they can sign into any extra programs, their online textbooks, and find their teacher pages.
  - All teachers K-5 will post a weekly newsletter to Clever. That will be where you can find out information about the tests and homework for the week, spelling lists, field trip reminders, etc.
  - Teachers in grades 6<sup>th</sup> – 8<sup>th</sup> will post a weekly agenda onto their Clever page. When students sign in, they will see all of their teachers' pages displayed. Once they click on a page, they will see the agenda.
  - The website for Clever is: <https://clever.com/>. All students have a username: [michael.Losito@btschool.us](mailto:michael.Losito@btschool.us) and their password is their 5 digit student number.
  - Students in Grades K-4 are given a Clever badge that works like a QR code and they scan to sign in. Students in 5<sup>th</sup> – 8<sup>th</sup> will use their email and student number and will be given that information if they don't already have it.

### Teacher Pages



M. Bragoli's Page

### Learning Links



Blessed Trinity ⓘ



TedEd

### More apps



Achieve3000



BrainPOP



BrainPOP Jr.



Destiny Discover



FACTS



HMH Ed Learning Platform



HMH Think Central



IXL



Office 365

Teacher Pages

Learning Links

More apps

### Teacher Pages



Just you



Mrs. Morales' Page



S. Leiva's Page



S. Mascaro's Page



W. Reed's Page

### Learning Links



Blessed Trinity



TedEd

### More apps



Achieve3000



BrainPOP



BrainPOP Jr.



Destiny Discover



FACTS



HMH Ed Learning Platform



Holt McDougal online



IXL



McGraw Hill



Office 365



Outlook



# Terms/Programs (continued):

- FACTS/Parent Portal.
  - This is where you can check your student's grades and any missing assignments.
- BT Website: <https://www.btschool.org/>
  - We have videos on how to access all of these programs on our website under the Parent's Corner

## Parent's Corner

We love our parents and are committed to providing you with all the information necessary to keep you informed. Below you will find a number of helpful resources to keep you up to date on what is happening at Blessed Trinity Catholic School.

**Can't find what you're looking for?** Contact the school office at: (352) 622-5808



School Calendar



Lunch Menus



School & Uniform Code



Supply Lists & Summer Reading



Athletic Programs



Extended Care Information



School Form, Handbook, &  
Documentation



LMS/Online Learning Access &  
Tools

# Terms/Programs (continued)


- WIG's
  - These are our Wildly Important Goals. All student goals should help support the class goal, which supports the school goal.
  - Every Wednesday is WIG Wednesday – this is time where students track their goals and celebrate their successes.
- TLIM – *The Leader In Me*
  - We are a *The Leader In Me* School. Our students learn about the 7 Habits of Highly Effective People and how they can make them a part of their lives. We strive to find the unique gift and talent in each of our students and show them how they can use that unique gift.
  - We will offer parent training opportunities in this several times a year.

# Terms/Programs (continued)

- IXL:
  - A computer program that supports our Math instruction. Students are expected to complete 3 assigned skills at an 80% or better and complete 10 questions in their Diagnostic Arena each week.
- Smarty Ants
  - Our K-2 Literacy support program. Students have an individualized amount of time each week to meet their goal. A good amount to go by is 15 minutes 3x/week.
- Achieve 3000
  - Our 3<sup>rd</sup> – 8<sup>th</sup> grade Literacy support program. Students must complete 8 articles with a score of 80% or better each month.
- SLA
  - Our school lunch program. There is information on our website under Parent Resources.
  - **Link to SLA Virtual Orientation page:** <https://slamgmt.com/sla-virtual-orientation/>

# Parent Expectations

- Commitment to Spiritual Growth and Stewardship – weekly family worship, family prayer time, class Masses, Family Stewardship Log.
- Attending Student Led Conferences after the 1<sup>st</sup> and 2<sup>nd</sup> Trimester.
- Volunteering – Fall Festival (all parents), Red and White, Classroom volunteers and more.
- Working as a team with your teacher – mutual respect – including social media.

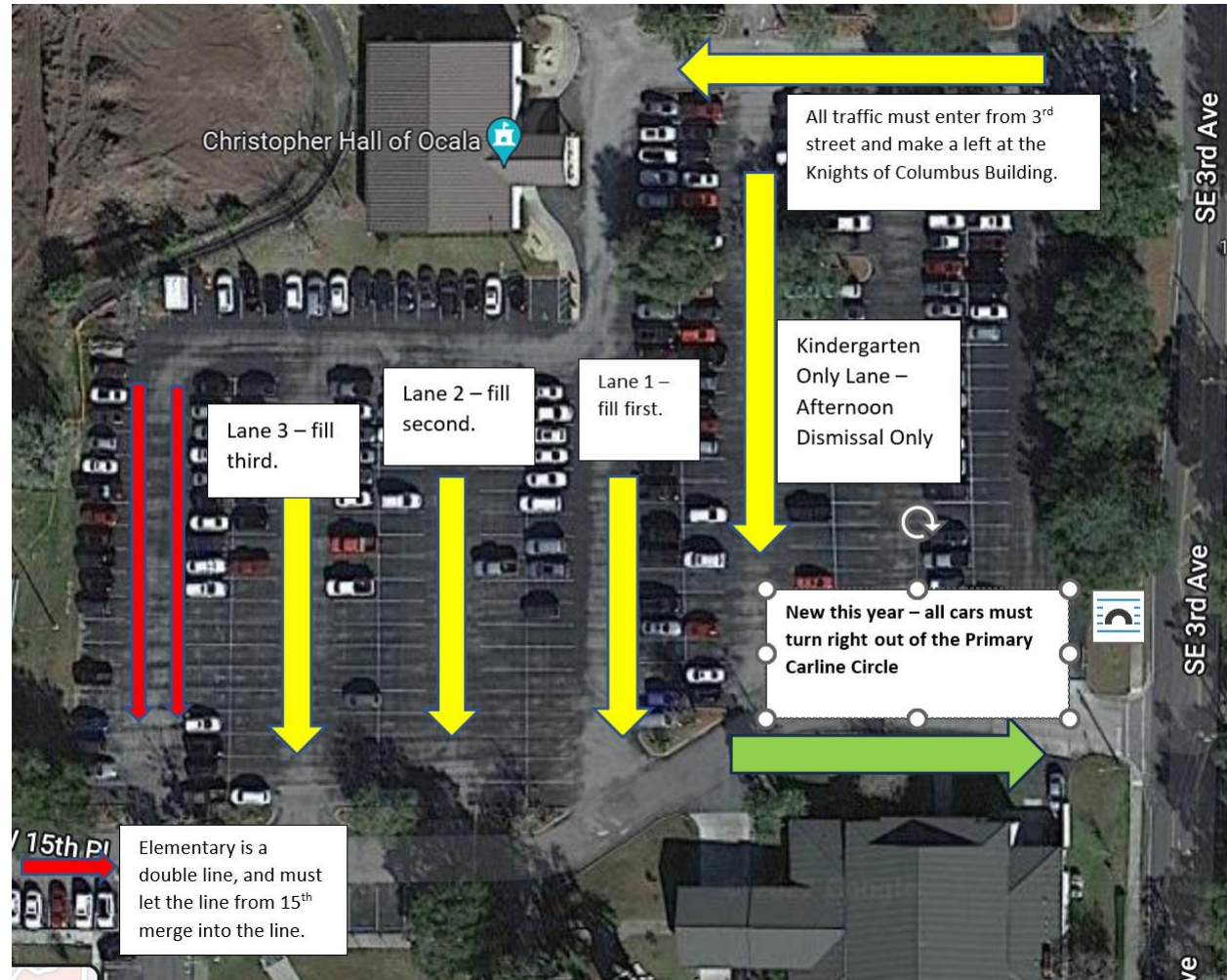


## Safe Environment

- All parent volunteers must be fingerprinted to attend field trips or to volunteer on campus.
- All volunteers need to complete a 20-minute video and test as part of the Safe Environment Training.
- Cost is approximately \$50.00 for volunteers.
- Good for 5 years.
- Get it done early...it takes time for results.

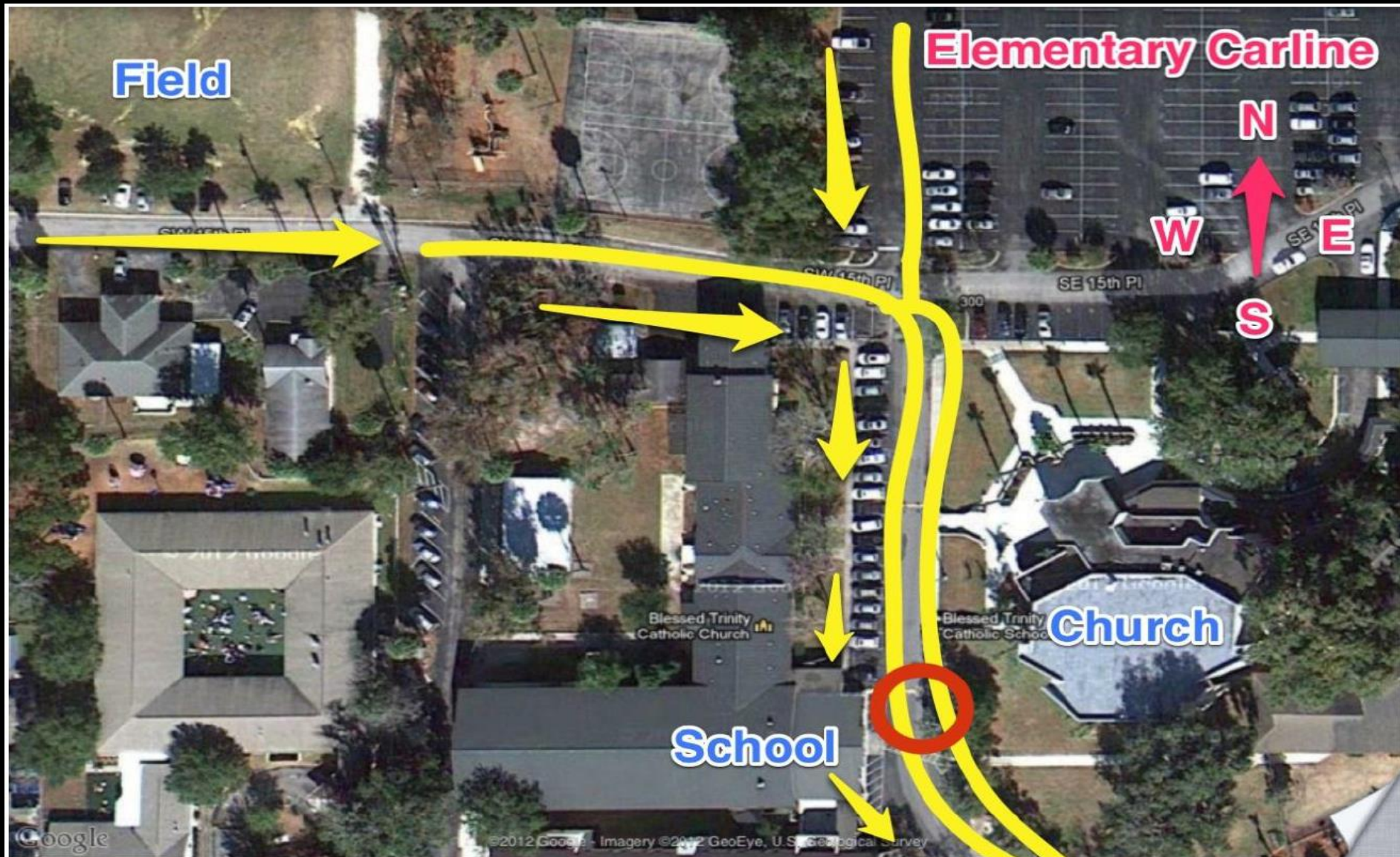
# Carline Procedures: K-2

- Early Bird Lane moves first (except in the afternoon)
- Remember to be kind and courteous.
- Always make a double line.



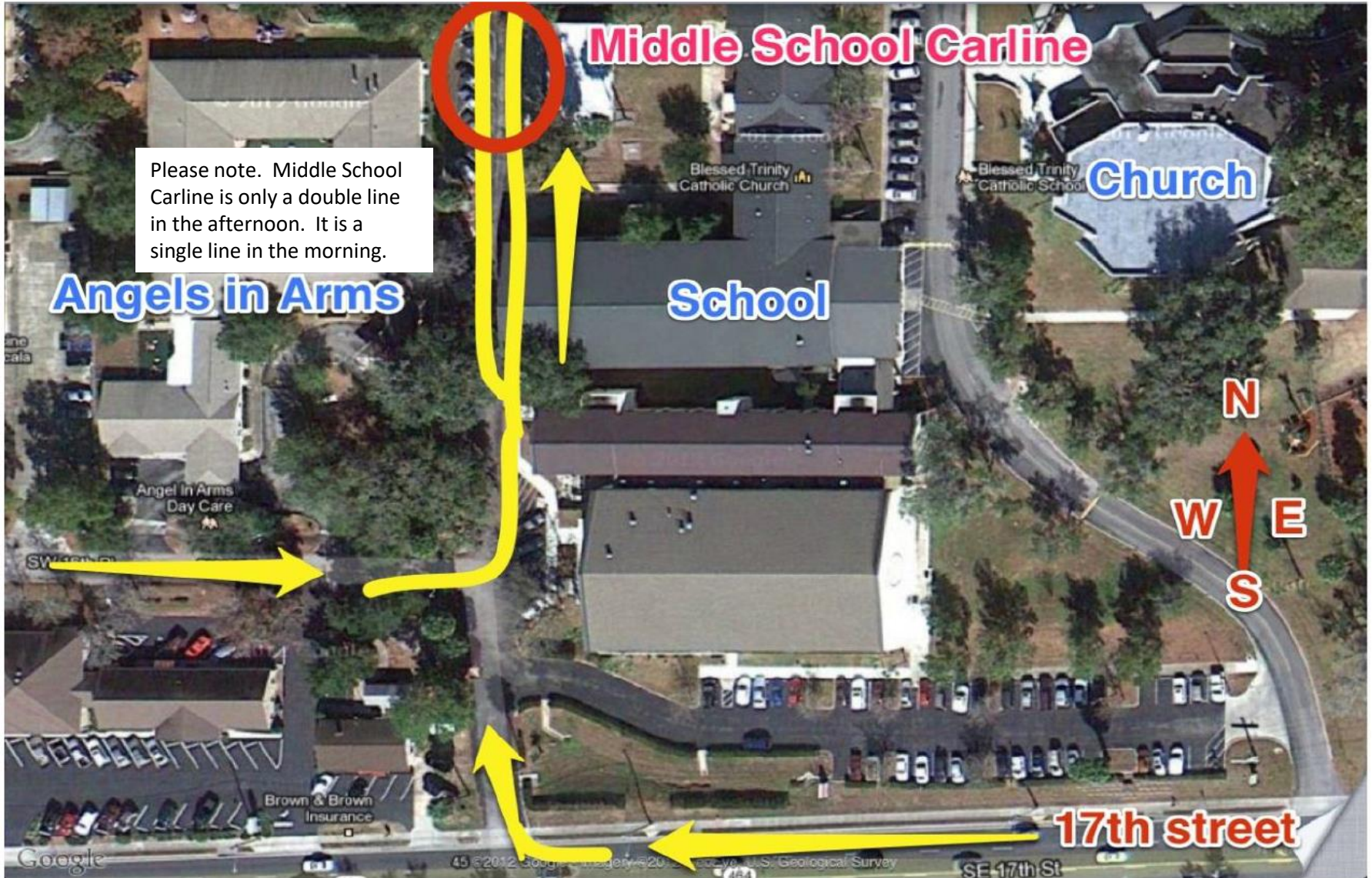


# Elementary Carline 3<sup>rd</sup> – 5<sup>th</sup>





# Middle School – 6<sup>th</sup> – 8<sup>th</sup> Grades



## Hints and Suggestions

- Scope out areas before first day of school
- Follow directions of faculty and safety patrol
- Bring your car sign every day – new app goes by the number on the card.
- Review your child's **first** & **last** name
- Use carline – no “walk-ups”
- Don't try to be too early or too late
- Be patient!

# Arrival and Dismissal

- Always use the carline of your youngest child. Older students will walk to the Elementary or Middle School Building, by going in front of the church and crossing at the crosswalk in front of the Main School Office.
- Students should exit out the right side of the car from either the front or the back door.
- All cars will exit the circle right towards 3<sup>rd</sup> Avenue.

# Arrival

- Carline begins at 7:35 am.
- Have student ready to get out of the car as soon as car is stopped, and door is opened. This means that they have their backpack ready and, on their back, and everything they need for the day. This should take no more than 30 seconds. If you need more time, please pull up to the yellow posts under the portico.
  - Toys/devices put away
  - Breakfast put away
  - Items taken out of backpack are returned to the backpack
- Carline ends at 7:57 am and the parent will need to walk their student to the main office.

# Afternoon Dismissal

- You will use the same carline that you drop off in.
- You will receive a carline sign with your Welcome Packet at Meet the Teacher Day.
- The sign will have your name, but also a number code that is tied to your family.
- Our “scouts” will enter your number when you are far back in the car line. Your child’s classroom will receive a notification, and your student will begin walking to the designated area. Your child should be there when you arrive.
- In Primary – columns are marked 1-5
- In Elementary and Middle, there are adults to help them get to their car.



# Afternoon Dismissal

- Kindergarten only with no siblings will dismiss 2:50-3:00 (1:50-2:00 on Wednesday). This carline will end (no more numbers entered) at 2:55.
- Regular dismissal line will be moved into the circle by 3:05. There are two lines in each row and then form one line in the circle.
- If you see a cone closing off a lane, do not go around it. Your student's number will not be entered.
- Pickup car must have the school given sign with student number and last name. If you have another person picking up, please share the sign or ask the office for an extra sign.
- Please hang your sign in your front window so it is clearly visible to staff entering the number. A suggestion is to hang it from your review mirror with a clip hanger. If you have a tall vehicle, make sure the sign can be seen and isn't laying flat on your dash.
- If your student is not at the #1-5 stop when you arrive, we will ask you to go around "just" the circle again to give more time for your child to arrive.

# Extended Day Care

- After care: 3pm – 6pm
- Before care: 6:30am – 7:30am
- Location: Parish Hall

**Registration Fee**

One Child.....\$15.00 per year  
Two children..... \$20.00 per year  
Three or More Children...\$25.00 per year

Morning Care only      \$6.00/week per child  
Afternoon Care only for two children      \$22.00 per week per child  
   \$10.00 per week for each additional  
Wednesday: Early Dismissal until 3:30      \$5.00 per child

# Extended Day Care

More information available in your 1<sup>st</sup> Day Packet



# Lunch

- Hot lunch served five days a week for \$3.75
- Ice cream (Fridays) for \$2 (*cash only*)
- Monthly menu in Friday Flyer and on website
- Instructions for setting up account will be emailed this week.
- **Link to SLA Virtual Orientation page:**  
<https://slamgmt.com/sla-virtual-orientation/>

## Communication

- Friday Flyer
- Clever
- School website: [www.btschool.org](http://www.btschool.org)
- Facebook
- FACTS Parent Portal
- Email
- Phone
- Conferences
- Student Leadership Binders – daily for K-5 Students

# Meet the Teacher

- Tuesday, 8/8
  - 9:30 am – 11:00 am – Students with the last name A-M
  - 11:30 am – 1:00 pm – Students with last name N-Z
- Bring Supplies
- Meet and Greet
- Take a “First Day of School” photo
- Parent Teacher nights will take place two weeks after school starts.



# Back to School Mass

Sunday, August 13th

5 pm Mass

# Stewardship 101

Required for all  
new Stewardship  
families

If you have not  
attended a  
session, please  
check the Friday  
Flyer and/or  
church bulletin for  
future sessions

# PTO Welcome Wagon

The PTO Welcome Wagon is a group of parents who serve as resources and contacts for miscellaneous questions from new parents.

Contact:

Jill Schuck: (352)895-3654; [jillmfull@aol.com](mailto:jillmfull@aol.com)

Sherly Rad (Spanish speaking): (786)838-2526;  
[srad@btschool.org](mailto:srad@btschool.org)

A decorative graphic in the bottom-left corner consisting of several overlapping diagonal lines in red and grey, creating a stylized corner effect.

Questions?

A decorative graphic in the bottom-left corner consisting of several overlapping lines in red and grey, forming a stylized corner or frame.

# Kindergarten Teachers